





Art and Design Knowledge Organiser - Year 3

Topic: Painting and JMW Turner

Key Vocabulary

<p>gradient blending</p> 	<p>Blending two colours to create a gradual transition from one to the other. It should be pure colour at either end and a half and half mix in the centre.</p>
<p>wet into wet</p> 	<p>Start by painting a solid base of colour. While it is still wet, paint strokes of another colour on top. Use the same size brush, spaced out to create a gradient effect.</p>
<p>optical colour mixing</p> 	<p>Evenly spaced strokes of pure colour, randomly spaced. From a distance, it will appear to be the mix of the two colours.</p>
<p>scumbling</p> 	<p>Rotating the paintbrush with the bristles splayed out to create a mottled effect. This is done with more of one colour at the top and more of the other colour at the bottom. In the middle is a blend.</p>
<p>blend</p>	<p>A mixture of different substances or other things.</p>
<p>mood</p>	<p>An emotion or feeling.</p>
<p>technique</p>	<p>A way of carrying out a task using a skill or ability.</p>
<p>subject</p>	<p>A person or thing that is being discussed, described, or dealt with.</p>



Knowledge:

Develop knowledge of brush techniques and use of colour, creating paintings influenced by the study of JMW Turner.

To master painting skills:

- Use a number of brush techniques using thick and thin brushes to produce shapes, textures, patterns and lines.
- Mix colours effectively.
- Use watercolour paint to produce washes for backgrounds then add detail.
- Experiment with creating mood with colour.

To take inspiration from the greats:

- Replicate some of the techniques used by notable artists, artisans and designers.
- Create original pieces that are influenced by studies of others.

Key Facts

Joseph Mallord William Turner (1775 - 1851)

- JMW Turner was born in London.
- He was interested in architecture, but was advised to carry on painting watercolour pictures.
- He sold some of his watercolour paintings to help pay for his fees at the Royal Academy of Arts school.
- He began sketching outside, using these as a basis for his paintings when indoors. This led to him touring the country during the summer and working in the studio in the winter.
- He became known as "The Painter of Light".
- In 1796, he exhibited his first painting in oils, 'Fishermen at Sea'.
- Turner began to travel around Europe, becoming known as one of the greatest masters of watercolour landscapes.



What are watercolours?

The name 'watercolour' refers to both the media (paints) and the artwork produced using them.

Watercolour paints are made of pigments (bits of colour) within a material that is water soluble (will dissolve in water). To begin with, the material is dry, but once hydrated, a watery paint is produced.

To create a watercolour wash, a base of watercolour paint is applied all over the paper. The more watery the paint is, the paler the colour (colour saturation).